



SPARTICUS GUMBOOTS



DF-SP-STCM

Description

Dromex® Sparticus S5 rated unisex, knee length, PVC (Polyvinyl Chloride)/Nitrile gumboots are heavy duty, lightweight safety protective footwear with a steel toe cap and stainless-steel midsole which is suitable for use as a general work protective safety boot used in warehouse environments, agriculture, mining, freight industry and by contractors.

Sparticus gumboots are hard wearing, providing excellent grip and sole support and features the following:

- Slip resistant outsole, SRC (Slip resistance on ceramic tile floor with NaLS and on steel floor with glycerine[^]c).
- A penetration resistant stainless-steel midsole.
- An impact resistant steel toe cap that withstands up to 200 ± 4 J, and a compression resistance of 15KN.
- Basic light chemical spray and splash protection as the gumboot is tested to acetic acid at a concentration of 99± 1% as per EN 13832-3:2006.
- Re-enforced shin, ankle, heel and toe protection.
- Easy to pull off tab construction.
- Energy absorbing heel.
- Antistatic, reducing the chance of electrostatic discharges.
- Cleated outsole providing additional traction on a slippery surface.
- A broad fitting toe region allowing a comfortable fit for both men and ladies feet, especially over long periods of time.

Special Instructions

- None of the materials or processes used in the manufacture of these products are known to be harmful to the wearer.
- The manufacturer has examined under the system for ensuring quality of production by means of monitoring and inspection.
- These safety gumboots are designed to accommodate the basic safety requirements and standards for Personal Protective Equipment.
- The information contained herein is intended to assist the wearer in the selection of personal protective equipment.

- Actual conditions of use cannot be directly simulated in a test environment therefore it is the responsibility of the end user and not the manufacturer or supplier to determine the boots suitability for the intended use.
- Do not use in environments exposed to heat and fire.
- It is important to note that footwear is subject to many different conditions encountered in everyday use and that it is impossible to make footwear resistant to slip in all conditions nevertheless it is generally accepted that problems are minimized if the guideline coefficients of friction are achieved.
- Should the footwear be cared for and worn in the correct working environment and stored in dry ventilated conditions, it should give a good wear life, without premature failure of the outsole, upper and upper stitching. The actual wear life for footwear is dependent on the type of footwear, environmental conditions which can affect the wear, contamination and degradation of the product.
- Do not modify this footwear as modification can invalidate type approval.
- Make allowance for extra socks or special arch supports when buying safety boots.

Compliance & Conformity

Complies with the requirements of CE type examinations, EN ISO 20345:2011 that specifies basic and additional (optional) requirements for safety footwear used for general purpose. It includes, for example, mechanical risks, slip resistance, thermal risks, ergonomic behaviour for compliance with directive 89/686/EEC.

CE 0362 approved.

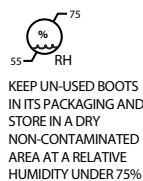
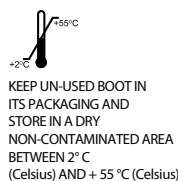
NRCS homologated, approval number NRCS/9002/217251/0231 as per SANS 20345:2014.

Specifications

Style:	Black, uni-sex, Class 2, steel toe cap, knee length gumboot with steel midsole (Dromex part number DF-SP-STCM)
Materials:	
Toe cap:	Manganese steel impact and compression resistant to 200J ± 4J (EN 12568: 2010 compliant standards)
Out Sole:	Black PVC (Polyvinyl Chloride)/Nitrile
Lining:	100% Nylon
Upper:	Black PVC (Polyvinyl Chloride)/Nitrile
Midsole:	Anti penetration 201 stainless steel with a penetration resistant test that meets 1100 N (EN 12568: 2010 compliant standard)
Weight:	2.0 - 2.2 kg's

Packaging, Storage & Obsolescence

- Dromex® Sparticus boots are packed as a pair in an individual transparent polybag.
- Store in a cool dry place away from sunlight.
- Should the footwear become damaged, it will not continue to give the specified level of protection and to ensure that the wearer continues to receive the maximum protection, the footwear should immediately be replaced.
- When the boots are in storage, do not place heavy objects on top of it as this could cause breakdown of its packaging and possible damage to the footwear.



Fitting

- Only wear footwear of a suitable size.
- Footwear that is either too loose or too tight will restrict movement and will not provide the optimum level of protection.
- The size of the product is marked on the boots.
- Try on your new safety boots with the supports or socks you usually wear at work.
- Always wear gumboots with socks to keep your feet warm and protect them from rubbing and blistering.

Cleaning & Maintenance

- All safety protective footwear should be thoroughly inspected before use to ensure no damage is present.
- After each use, wipe dirt and mud off boots with a damp (not wet) cloth and a mild soap.
- Allow boots to air dry at room temperature thoroughly between wearings.
- Do not dry boots on or near a heat source, as PVC (Polyvinyl Chloride)/Nitrile melts and emits harmful fumes.
- Dry your boots carefully when wet and avoid abrupt temperature change. Dry naturally in a cool, dry area. Do not force dry as this can cause deterioration of the upper material.
- Never spray your perfume or deodorant in the interior of your boots to ward off the odour. Instead, keep silica packets inside them when not in use.
- Safety boots should not be left in contaminated condition if re-use is intended especially if potential hazards exist.
- Harsh cleaning agents will further damage the PVC (Polyvinyl Chloride)/Nitrile resulting in cracking of the upper and sole.
- Due to a wide variety of possible constructions and combinations with other materials we recommend to always consult your professional cleaning service to determine the best suitable cleaning method.

Sizes Available

- Dromex® Sparticus: 3 -12

UK SIZE	3	4	5	6	6.5	7	8	9	10	11	12
US SIZE	4	5	6	7	7.5	8	9	10	11	12	13
EU SIZE	36	37	38	39	40	41	42	43	44	45	46
CM SIZE	23.13	23.98	24.82	25.67	26.09	26.51	27.36	28.20	29.05	29.89	30.74

Shelf life

When stored in normal conditions (temperature and relative humidity) and maintained the obsolescence date of footwear is generally:

- 10 years from the date of manufacturing for footwear with PVC (Polyvinyl Chloride)/Nitrile outsole, when in use and in storage.

References

ISO 20345:2011

• Standard

This safety footwear complies with the EC Directive for Personal Protective Equipment (Directive 89/686/EEC) and meets the requirements of the European standard EN ISO 20345:2011.

Safety footwear is manufactured using both synthetic and natural materials which conforms to the relevant sections of EN ISO 20345:2011 for performance and quality.

Safety Footwear is designed to minimise the risk of injury which could be inflicted by the wearer during use. It is designed to be used in conjunction with a safe working environment and will not completely prevent injury if an accident occurs which exceeds the testing limits of EN ISO 20345:2011.

Dromex: Unit 1, 1 Blase Road, New Germany, 3620, South Africa
T. +27(31) 713 1960 E. info@dromex.co.za

www.dromex.co.za

Disclaimer

Dromex reserves the right to make changes without further notice to any products herein to improve function, design or reliability and validity. Dromex does not assume any liability arising out of the application or use of any product described herein. Reproduction in whole or in part is prohibited without the prior written consent of the copyright owner.

Latest update: 24/08/2022

Toecaps

Dromex® Sparticus safety protective boots are fitted with toecaps. Toecaps protect the wearer's toes against the risk of injury from falling objects and crushing when worn in industrial and commercial environments where potential hazards occur with the following protection plus, where applicable, additional protection.

Impact protection is 200 Joules.
Compression protection provided is 15,000 Newton's.

Additional requirements for special applications

Additional protection may be provided and this is identified on the product by its marking as follows:

PROTECTION TYPE	LEVEL	MARKING CODE
Penetration Resistance	1100 Newtons	P
Electrical Properties:		
Conductive	>100 kΩ	C
Antistatic	100kΩ to 1000MΩ	A
Electrically Insulating	Class 0 or 00	I
Resistance to inimical environments:		
Insulation against cold	insole decrease in temperature >10°C	CI
Insulation against heat	insole increase in temperature <22°C	HI
Energy absorption of seat region	20 Joules	E
Water resistance	no water penetration before 15 min.	WR
Metatarsal protection	as per 6.2.6.2 (table 15)	M
Ankle protection	AM >20kN (max 30 kN)	AN
Water resistant uppers	0.2g @ 30%	WRU
Cut resistant Upper	cut factor less than 2,5	CR
Resistance to hot contact	300°C	HRO
Resistance to fuel oil	Δm≥1% & ΔSHOR-A >10	FO

Marking categories of safety footwear

CATEGORIES OF SAFETY FOOTWEAR

CATEGORY	TYPE (*) and (**II)	REQUIREMENTS
SB Basic safety	I II	Toe protection of 200J impact 15 kN compression
S1 Leather upper	I	SB + A + E + closed seat region
S2 Water resistant	I	S1 + WRU
S3 Penetration Resistant	I	S2 + P + cleated outsole
S4 Rubber/Molded	II	SB + A + E
S5 Penetration Resistant	II	S4 + P + cleated outsole

* Type I footwear is made from leather and other materials excluding all-rubber or all-polymeric footwear
** Type II All rubber (i.e. entirely vulcanised; or all-polymeric (i.e. entirely moulded) footwear
SBH Hybrid footwear

Slip resistance requirement

This footwear has been successfully tested against the EN ISO 20344:2011, clause 5.3.5.2, 5.3.5.3 or 5.3.5.4 and the following marking symbols apply.

SLIP RESISTANT PROPERTIES	MARKING CODE
Slip resistant on ceramic tile floors with NaLS	SRA
Slip resistant on steel floor with glycerine	SRB
Slip resistance on ceramic tile floor with *NaLS and on steel floor with glycerine	SRC
*NaLS + sodium lauryl sulphate	
*Note: Slippage may still occur in certain environments.	

Antistatic footwear

Antistatic footwear should be used if it is necessary to minimize electrostatic build-up by dissipating electrostatic charges, thus avoiding the risk of spark ignition of, for example, flammable substances and vapours, and if the risk of electric shock from any electrical apparatus or live parts has not been completely eliminated. **It should be noted, however, that antistatic footwear cannot guarantee adequate protection against electric shock as it only introduces a resistance between foot and floor.** If the risk of electric shock has not been completely eliminated, additional measures to avoid this risk are essential. Such measures, as well as the additional tests mentioned below, should be a routine part of the accident prevention programme at the workplace.

Experience has shown that, for antistatic purposes, the discharge path through a product should normally have an electrical resistance of less than 1 000 MΩ at any time throughout its useful life. A value of 100 kΩ is specified as the lowest resistance limit of a product, when new, in order to ensure some limited protection against dangerous electric shock or ignition in the event of any electrical apparatus becoming defective when operating at voltages of up to 250 V. However, under certain conditions, users should be aware that the footwear might give inadequate protection and additional provisions to protect the wearer should be taken at all times.

The electrical resistance of this type of footwear can be changed significantly by flexing, contamination or moisture. This footwear might not perform its intended function if worn in wet conditions. It is, therefore, necessary to ensure that the product is capable of fulfilling its designed function of dissipating electrostatic charges and also of giving some protection during its entire life. It is recommended that the user establish an in-house test for electrical resistance, which is carried out at regular and frequent intervals.

Class I footwear can absorb moisture and can become conductive if worn for prolonged periods in moist and wet conditions.

If the footwear is worn in conditions where the soling material becomes contaminated, wearers should always check the electrical properties of the footwear before entering a hazard area.

Where antistatic footwear is in use, the resistance of the flooring should be such that it does not invalidate the protection provided by the footwear.

In use, no insulating elements should be introduced between the inner sole of the footwear and the foot of the wearer. If any insert is put between the inner sole and the foot, the combination footwear/insert should be checked for its electrical properties.

Insock

This footwear is supplied without an insock. Please note that testing was conducted without an in sock in place. Do not fit an insock as this can affect the protective properties of the footwear.

Penetration resistance

The penetration resistance of this footwear has been measured in the laboratory using a truncated nail of diameter 4,5 mm and a force of 1 100 N. Higher forces or nails of smaller diameter will increase the risk of penetration occurring. In such circumstances alternative preventative measures should be considered. Two generic types of penetration resistant insert are currently available in PPE footwear. These are metal types and those from non-metal materials. Both types meet the minimum requirements for penetration resistance of the standard marked on this footwear but each has different additional advantages or disadvantages including the following:

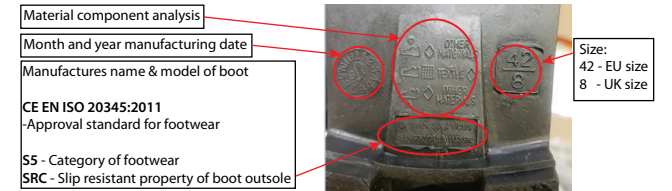
Metal: Is less affected by the shape of the sharp object / hazard (ie diameter, geometry, sharpness) but due to shoemaking limitations does not cover the entire lower area of the shoe.

Non-metal: May be lighter, more flexible and provide greater coverage area when compared with metal but the penetration resistance may vary more depending on the shape of the sharp object / hazard (ie diameter, geometry, sharpness).

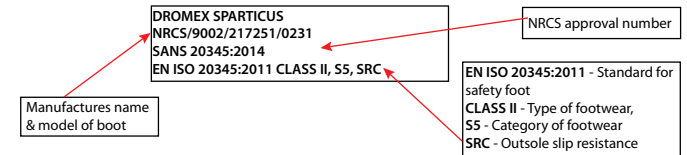
Marking

Marking on footwear denotes that the footwear is licensed according to the PPE Directive and is as follows:

Outer boot markings



Boot labelling



It is important that the footwear selected for use must be suitable for the protection required and wear environment.

Where a wear environment is not known, it is very important that consultation is carried out between the seller and the purchaser to ensure where possible, the correct footwear is provided.

Warranty & Returns

Returns and warranties are assessed on an individual basis. Our returns and warranty policy is available upon request.

Disposal

All industrial waste should be disposed of correctly according to local regulations and good disposal practice. Safety protective boots should be disposed of considering the hazardous substance they were used for. Please consider recycling.

**Dromex: Unit 1, 1 Blase Road, New Germany, 3620, South Africa
T. +27(31) 713 1960 E. info@dromex.co.za
www.dromex.co.za**